




Pactiv Catalog Builder

User Training

Registration





Sign Up

* indicates required field

* Email:

* Confirm Email:

* Password: 

* Confirm Password: 

* First Name:

* Last Name:

* Address:

Address 2:

Registration

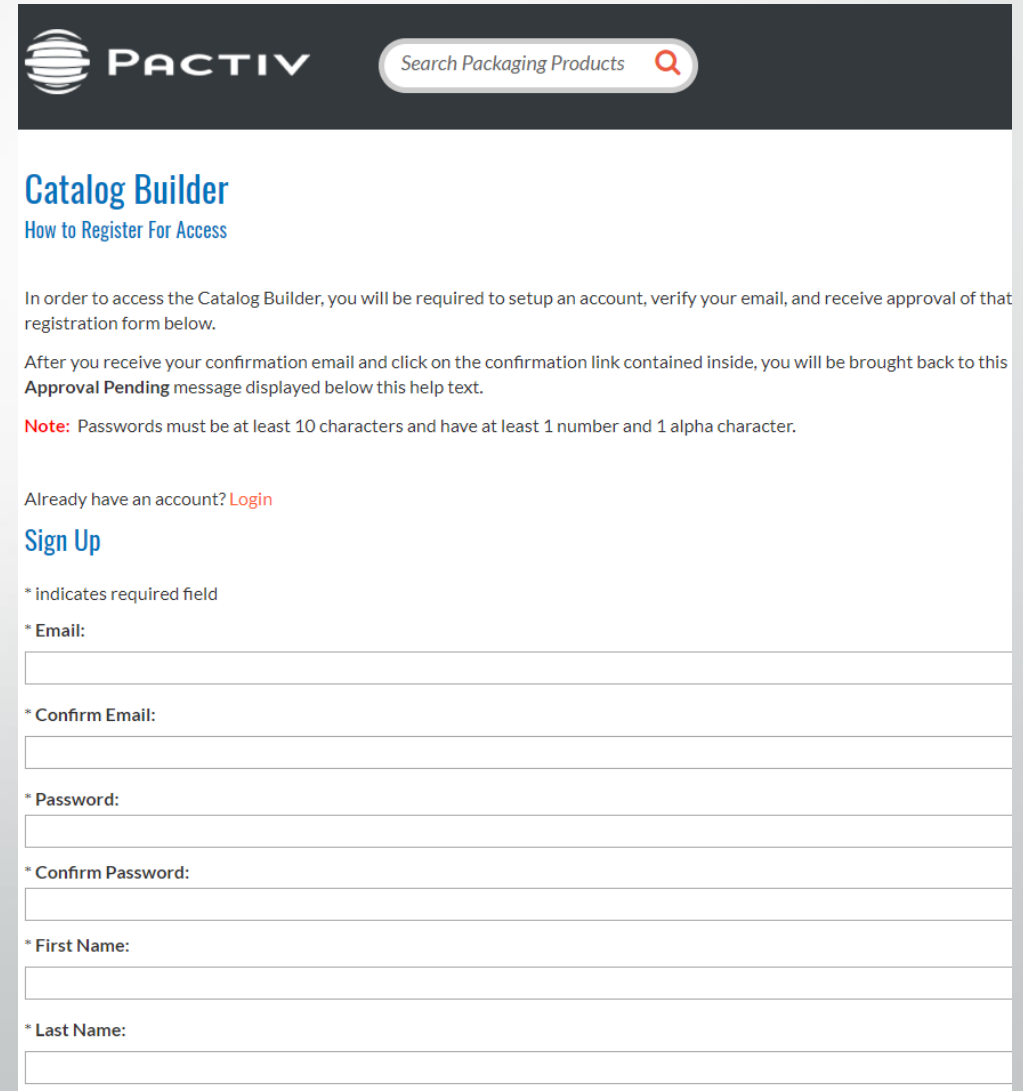
Your email address will be your username.

Your password must be:

1. Minimum of 10 characters
2. Contain at least 1 number and 1 alpha character


After you complete and submit this form you will receive an email confirmation. You **MUST** respond to this email in order to complete the registration process.

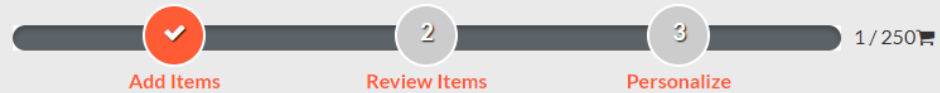
If you have already registered with the Pactiv Samples Portal, you may log in with that account.



The screenshot shows the Pactiv Catalog Builder registration page. At the top, there is a dark header with the Pactiv logo and a search bar containing the text "Search Packaging Products". Below the header, the page title is "Catalog Builder" with a subtitle "How to Register For Access". The main content area contains instructions: "In order to access the Catalog Builder, you will be required to setup an account, verify your email, and receive approval of that registration form below." It also states: "After you receive your confirmation email and click on the confirmation link contained inside, you will be brought back to this Approval Pending message displayed below this help text." A red note specifies: "Note: Passwords must be at least 10 characters and have at least 1 number and 1 alpha character." There is a link for "Already have an account? Login" and a "Sign Up" button. Below these are several required input fields: "* Email:", "* Confirm Email:", "* Password:", "* Confirm Password:", "* First Name:", and "* Last Name:". Each field is followed by a text input box.

Home Page

 [Catalog Builder](#) [Marketing Library](#) [Login](#) [My Account](#)



Build Your Own Catalog

Lorem ipsum dolor sit amet, consectetur adipiscing elit, sed do eiusmod tempor incididunt ut labore et dolore magna aliqua. Ut enim ad minim veniam, quis nostrud exercitation ullamco laboris nisi ut aliquip ex ea commodo consequat.

Create a Personal Catalog in 3 easy Steps:

1. [Add Items to Your Catalog](#)
2. [Review Items in Your Catalog](#)
3. [Configure Your Catalog & Publish](#)

Load Past Catalogs

Select one of the below catalog configurations to load the catalog.

You must delete all items in your current pending catalog before doing so.

- [Untitled catalog from 11/29/2017](#)
- [Untitled catalog from 11/30/2017](#)
- [Untitled catalog from 11/30/2017](#)
- [Untitled catalog from 11/30/2017](#)
- [Untitled catalog from 11/30/2017](#)
- [Test Catalog 12/5/17 from 12/05/2017](#)

Download Standard Catalogs

[Absorbent Pads and Case Liners](#)

[Advance Car Cups](#)

[Aluminum Foil Carry Out Containers](#)

Home Page Features

- Standard Catalogs list contains links to pre-built catalogs available for download
- Load catalog configuration into the pending catalog by clicking a link in the Load Past Catalog section
 - Only available if there are no items in the current pending catalog

The screenshot displays the PACTIV website's home page. At the top, there is a dark navigation bar with the PACTIV logo on the left, a search bar labeled "Search Packaging Products" in the center, and links for "Catalog Builder", "Marketing Library", "Login", and "My Account" on the right. Below the navigation bar is a progress indicator with three steps: "1 Add Items" (completed, marked with a checkmark), "2 Review Items", and "3 Personalize". To the right of the progress bar, it shows "1 / 250" items. The main content area is divided into three sections: "Build Your Own Catalog" with a placeholder text, "Load Past Catalogs" with a list of catalog configurations, and "Download Standard Catalogs" with three links: "Absorbent Pads and Case Liners", "Advance Car Cups", and "Aluminum Foil Carry Out Containers".

PACTIV Search Packaging Products **Catalog Builder** **Marketing Library** **Login** **My Account**

1 **Add Items** 2 **Review Items** 3 **Personalize** 1 / 250

Build Your Own Catalog

Lorem ipsum dolor sit amet, consectetur adipiscing elit, sed do eiusmod tempor incididunt ut labore et dolore magna aliqua. Ut enim ad minim veniam, quis nostrud exercitation ullamco laboris nisi ut aliquip ex ea commodo consequat.

Create a Personal Catalog in 3 easy Steps:

1. Add Items to Your Catalog
2. Review Items in Your Catalog
3. Configure Your Catalog & Publish

Load Past Catalogs

Select one of the below catalog configurations to load the catalog.
You must delete all items in your current pending catalog before doing so.

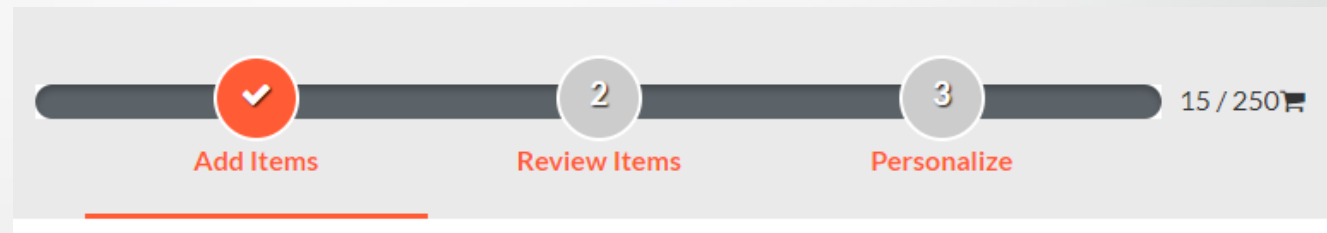
- Untitled catalog from 11/29/2017
- Untitled catalog from 11/30/2017
- Untitled catalog from 11/30/2017
- Untitled catalog from 11/30/2017
- Untitled catalog from 11/30/2017
- Test Catalog 12/5/17 from 12/05/2017

Download Standard Catalogs



- Absorbent Pads and Case Liners
- Advance Car Cups
- Aluminum Foil Carry Out Containers


Catalog Builder Widget

- The current pending catalog details are shown in the catalog builder widget at the top of the page
- Click on a step to navigate to the corresponding page
- The number of items in the pending catalog will show and update as you add and remove items



Add Items To Catalog

 [Catalog Builder](#) [Marketing Library](#) [Login](#) [My Account](#)

1 **Add Items** 2 Review Items 3 Personalize 55 / 250 

Select All Items Items Per Page: [Add Item\(s\) to Catalog](#)

FILTER RESULTS


Keywords

Category [clear](#)


- 2 Cup Carrier (2)
- 4 Cup Carrier (4)
- Bag (15)
- Baking Cup (1)
- Barrier Tray (17)
- Bowl (32)
- Brownie Container (2)

[See All](#)

Item in Catalog



Y80663000000
3 COMP MED HINGED LID
Material Type: PS - FOAM
Color: White
Dimensions: 8-7/16 X 7-7/8 X 3-1/8




52P303PD
3D YELLOW FOAM PROC TRAY
Material Type: PS - FOAM


Add Items to Catalog

- Check the items you want to add to your catalog, then click the Add Items to Catalog button
 - If an item is already in the pending catalog, “Item in Catalog” will be displayed instead of a checkbox
 - Change the number of items displayed on the page using the Items Per Page dropdown
 - The catalog builder widget will show the number of items in your catalog
- Clicking the Review Items button takes you to the Review Items page

The screenshot displays the PACTIV Catalog Builder interface. At the top, there is a search bar labeled "Search Packaging Products" and navigation links for "Catalog Builder", "Marketing Library", "Login", and "My Account". A progress bar indicates the current step is "Add Items" (marked with a checkmark), followed by "Review Items" and "Personalize". Below the progress bar, there is a "Select All Items" checkbox, an "Items Per Page" dropdown set to "30", and an "Add Item(s) to Catalog" button. The main content area shows a "FILTER RESULTS" sidebar with a "Keywords" search field and a "Category" list including "2 Cup Carrier (2)", "4 Cup Carrier (4)", "Bag (15)", "Baking Cup (1)", "Barrier Tray (17)", "Bowl (32)", and "Brownie Container (2)". The main product list displays two items: "3 COMP MED HINGED LID" (Y80663000000) with material type PS-FOAM, color white, and dimensions 8-7/16 X 7-7/8 X 3-1/8, and "3D YELLOW FOAM PROC TRAY" (52P303PD).

Review Items

 [Catalog Builder](#) [Marketing Library](#) [Login](#) [My Account](#)

Progress: Add Items (✓) | Review Items (✓) | Personalize (3) 59 / 250 

Select All [Remove Selected Items](#) [Add More Items](#) Select a distributor: [Apply](#) [Personalize Your Catalog](#)

	Product Name	SKU Cross Reference	PACTIV SKU	
<input type="checkbox"/>	10 in Dia. 64oz Swirl Bowl & Swirl Lid	<input type="text"/>	1064PSSL	View Details
<input type="checkbox"/>	10 in Dia. 96oz Swirl Bowl Swirl Lid	<input type="text"/>	1096PSSL	View Details
<input type="checkbox"/>	10" PLATE 10M PULPEX- NATURAL	<input type="text"/>	YM627515	View Details
<input type="checkbox"/>	10 OZ CLEAR PET CUPS 20-45 BG	<input type="text"/>	YP10C	View Details
<input type="checkbox"/>	10OZ EARTHCHOICE PLAPAPER HOT CUP	<input type="text"/>	DPHC10EC	View Details
<input type="checkbox"/>	12 oz 5" x 5" Clear Square Bowl Base	<input type="text"/>	SAC0512	View Details

Review Items

The **Review Items** page shows all items in your catalog. On this page you can:

- Select one or more items, and click “Remove Selected Items” to remove the items from the pending catalog
 - Enter cross reference SKUs for each item to be displayed in the PDF. **** This is not saved when you close your browser.**
 - Click “Add More Items” to go to the Add Items page
- Click the Personalize Your Catalog button to go to the personalize catalog page

Search Packaging Products

Catalog Builder Marketing Library Login My Account

Add Items Review Items Personalize 3 59 / 250

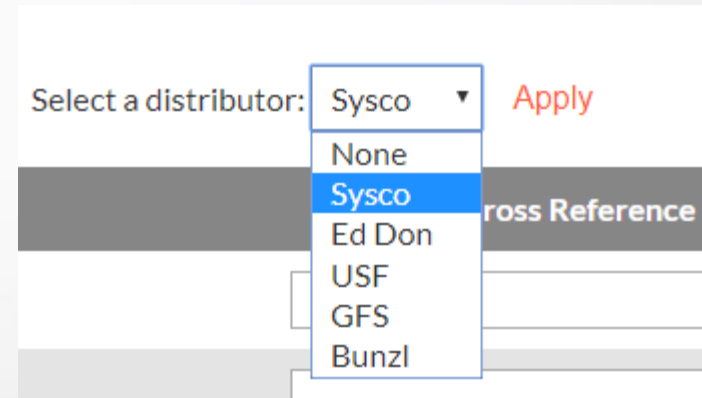
Select All Remove Selected Items Add More Items Select a distributor: None Apply Personalize Your Catalog

	Product Name	SKU Cross Reference	PACTIV SKU	
<input type="checkbox"/>	10 in Dia. 64oz Swirl Bowl & Swirl Lid	<input type="text"/>	1064PSSL	View Details
<input type="checkbox"/>	10 in Dia. 96oz Swirl Bowl Swirl Lid	<input type="text"/>	1096PSSL	View Details
<input type="checkbox"/>	10" PLATE 10M PULPEX- NATURAL	<input type="text"/>	YM627515	View Details
<input type="checkbox"/>	10 OZ CLEAR PET CUPS 20-45 BG	<input type="text"/>	YP10C	View Details
<input type="checkbox"/>	10OZ EARTHCHOICE PLAPAPER HOT CUP	<input type="text"/>	DPHC10EC	View Details
<input type="checkbox"/>	12 oz 5" x 5" Clear Square Bowl Base	<input type="text"/>	SAC0512	View Details

Using Cross-Reference SKUs

On the Review Items page you can select a distributor whose SKUs you use in your PDF catalog.

- Click the 'Apply' button to apply the changes to your items.
- The cross reference SKU field will be populated for items that have cross references stored in Titan.



	Product Name	SKU Cross Reference	PACTIV SKU	
<input type="checkbox"/>	10 in Dia. 64oz Swirl Bowl & Swirl Lid	<input type="text" value="851580"/>	1064PSSL	View Details
<input type="checkbox"/>	10 in Dia. 96oz Swirl Bowl Swirl Lid	<input type="text" value="960322"/>	1096PSSL	View Details
<input type="checkbox"/>	10" PLATE 10M PULPEX- NATURAL	<input type="text"/>	YM627515	View Details
<input type="checkbox"/>	10 OZ CLEAR PET CUPS 20-45 BG	<input type="text" value="7473525"/>	YP10C	View Details
<input type="checkbox"/>	10OZ EARTHCHOICE PLAPAPER HOT CUP	<input type="text" value="1373401"/>	DPHC10EC	View Details
<input type="checkbox"/>	12 oz 5" x 5" Clear Square Bowl Base	<input type="text" value="7715301"/>	SAC0512	View Details

Missing Cross-Reference SKUs

- If there are no cross references available for an item when you set the distributor, you can manually enter a SKU to be displayed in your PDF catalog.
- This cross referenced SKU will be saved until you close your browser.

Item Details

Item details can be accessed by:

- Clicking the item's image on the Add Items page
- Clicking the "View Details" button for an item on the Review Items page



Y80663000000
3 COMP MED HINGED LID

Material Type: PS - FOAM
Color: White
Dimensions: 8-7/16 X 7-7/8 X 3-1/8


Select All [Remove Selected Items](#) [Add More Items](#) [Personalize Your Catalog](#)

	Product Name	SKU Cross Reference	PACTIV SKU	
<input type="checkbox"/>	10 oz EarthChoice PLA Paper Hot Cup	<input type="text"/>	DPHC10EC	View Details
<input type="checkbox"/>	12 oz PLA Paper Hot Cup 20/50	<input type="text"/>	DPHC12EC	View Details

Item Details

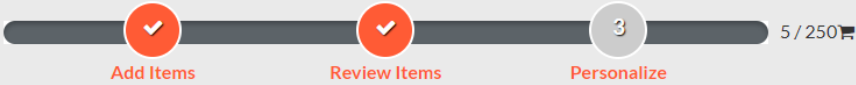
If an item is already in the pending catalog, a “Remove from Catalog” button will be displayed.

Otherwise, an “Add to Catalog” button will be displayed.



The screenshot shows the PACTIV web application interface. At the top, there is a navigation bar with the PACTIV logo, a search bar for "Packaging Products", and links for "Catalog Builder", "Marketing Library", "Login", and "My Account". Below the navigation bar is a progress indicator with three steps: "Add Items" (marked with a red checkmark), "Review Items", and "Personalize", with a "5 / 250" cart icon on the right. The main content area features a large image of a blue EarthChoice PLA Paper Hot Cup. To the right of the cup, the product name "DPHC10EC 10 oz EarthChoice PLA Paper Hot Cup" is displayed. Below the name are three feature tags: "Blast Freezer", "Chilled Refrigerated", and "Room Temperature Display" (all with red dots), and "Earthchoice" and "Sustainable" (both with red dots). At the bottom of this section are two orange buttons: "Email a Sales Rep" and "Remove from Catalog". Below the cup image are three sections: "SPECIFICATIONS" (Product #: DPHC10EC, Material Type: PAPER, Color: Printed, Capacity: 10.00 oz (295.74 ml), Recycling Code: 21, Dimensions: 10 OZ CUP OZ), "SHIPPING" (Case Weight: 23.76 lbs (10.78 kg), Unit Tier: 4, Unit Height: 6, Cases Per Layer: 4, Cases Per Pallet: 24, Case Pack: 1000, Case Cube: 3.50 ft3 (.10 m3), Case Length: 18.06 in (45.88 cm), Case Width: 14.50 in (36.82 cm)), and "RESOURCES" (Sustainable Products).

Personalize Catalog



Cover Page Information

A Enter Catalog Name: 100 character maximum

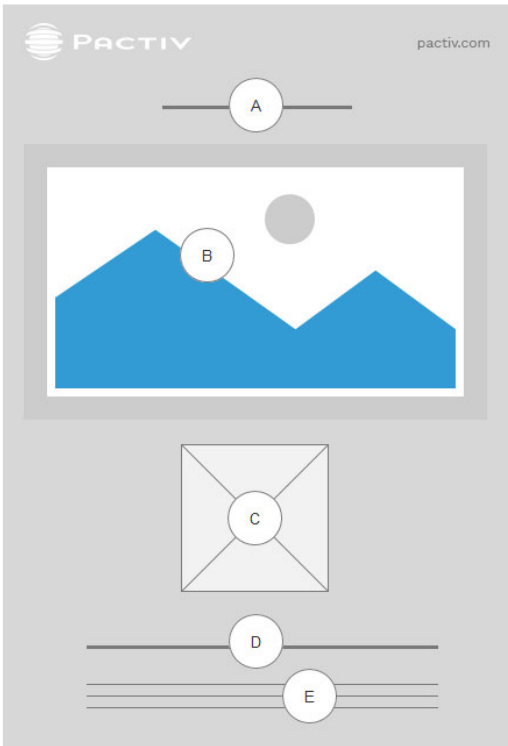
B Select Branding:

C Add Distributor Logo: (Optional)
 No file chosen
Logos must be .jpg or .png files not exceeding 100kb. Logos will center and scale to fit.

D Enter Customer or Distributor Header

E Enter Customer or Distributor Information 300 character maximum

Enter Cross Product Number Cross Reference Label 50 character maximum



Personalize Catalog

The Personalize Catalog page allows you to customize your catalog configuration with:

- Catalog Name
- Brand
- Cover Photo
- Distributor Logo*
- Distributor Header
- Distributor Information
- Cross Reference Label

You may also include detail pages for each item in the catalog

* Optional field

PACTIV Search Packaging Products Catalog Builder Marketing Library Login My Ac

5 / 250

Progress: Add Items (checked) Review Items (checked) Personalize (active)

Cover Page Information

A Enter Catalog Name: 100 character maximum

B Select Branding:

C Add Distributor Logo: (Optional)
 No file chosen
Logos must be .jpg or .png files not exceeding 100kb. Logos will center and scale to fit.

D Enter Customer or Distributor Header

E Enter Customer or Distributor Information 300 character maximum

Enter Cross Product Number Cross Reference Label 50 character maximum

Preview: PACTIV pactiv.com
A: Catalog Name
B: Branding
C: Distributor Logo
D: Customer or Distributor Header
E: Customer or Distributor Information

Creating the Catalog

- On the Personalize Catalog page, clicking the Create Catalog button will generate your PDF
- While the PDF is being created, a dialog will be displayed with actions to take **after** the PDF has been generated
 - Click the Start New Catalog button to empty the pending catalog and start over.
 - Click the Keep Current Catalog button to begin a new catalog with the same items in your current one
 - On the home page, the catalog name for the PDF generated will show up in the Load Past Catalogs list

Your Catalog is being generated.

Start New Catalog

Keep Current Catalog

Your download will begin momentarily. If your download does not begin, [click here](#).